



Fondo Europeo Agricolo per lo Sviluppo Rurale
L'Unione Investe nelle zone rurali



REGIONE
PUGLIA



Organic agriculture in Puglia: activities and projects

Luigi Trotta

FIGURES ON ORGANIC AGRICULTURE IN ITALY

A total area of over 1.3 million hectares, over 55,000 operators, a turnover of nearly 4 billion Euros.

2016 has been an important year for the **organic sector in Italy: + 20%** of the market of organic products controlled and certified in compliance with the EU regulations.

- Growth has been led by the Large-scale Retail Channel : the purchase of organic products has exceeded 1 billion Euros (as compared to 737 million in 2014 and 873 million in 2015).
- **The network of ORGANIC specialised stores** : over 1 thousand points of sale, ending the year with the + sign.
- An excellent trend has been observed in «**other channels**», where **catering** services emerge: in the first nine months of 2016 they have accounted for over 90% of 2015 turnover.
- Moreover, the data on **employment** showed an 18.4% increase compared to 2015.



ORGANIC FARMING...

... contributes

To environmental protection, animal welfare and development of rural areas, it shows the best economic and employment performances of the whole Italian agrifood sector

... is guaranteed by the system of first and second level checks :

- To protect consumers and ensure fair competition
- Checks involve all steps of the chain, from production to marketing, including collection and analysis of samples, and are carried out by:
 - Inspection bodies accredited by MIPAAF by way of decree
 - ICQRF Inspectorate for quality control and fraud repression
 - ACCREDIA *national body authorised by the State to undertake accreditation activities*

In 2015 ICQRF carried out 2,074 checks, with a control for nearly 2,700 products and 1,700 operators.





Ministero delle
politiche agricole
alimentari e forestali

A long-term strategy aiming at providing clear lines of organic farming development with a view to coordinating support policies and offering concrete responses to agricultural operators:

THE ORGANIC NATIONAL STRATEGIC PLAN

TEN ACTIONS:

- 1 – organic approach in rural development plans
- 2 – supply chain policies
- 3 – organic Made in Italy and institutional communication
- 4 – organic farming and green public procurement
- 5 – simplification of organic legislation
- 6 – training, information and transparency
- 7 - paperless organic approach - computerisation
- 8 – revision of the legislation on controls (d.lgs 220/95)
- 9 – import controls
- 10 – plan for research and innovation in organic farming

FOUR PRINCIPLES:

- coordination in development efforts
- consumer protection
- simplification
- research



The European Commission recognises the key role of organic farming in achieving the following objectives :



- **To preserve the food production potential on a sustainable basis throughout the EU**, so as to guarantee long-term food security
- **To support farming communities** that provide the European citizens with quality, value and diversity of food produced sustainably
- **To maintain viable rural communities**, for whom agriculture is an important economic activity creating local employment



Organic farming in Italian Regions' strategies

Regions play a crucial role.

RDPs are an important tool to assess the potential for Italian organic farming enhancement.

Tab.1.5 – Risorse pubbliche programmate 2014-2020, SAU biologica e totale e indicatori di output

Regione	Risorse pubbliche totali		Incidenza M11/PSR	Incidenza SAU bio (2014)/SAU regionale (2013)	Variazione 2014/2013 Incidenza SAU bio/SAU regionale	Indicatori di output (2014-2020)	
	PSR	M11				Conversione	Mantenimento
	.000 EUR		%	%	%	ha	ha
Piemonte	1.093.054	25.500	2,3	3,3	0,3	4.000	8.000
Valle d'Aosta	136.835	2.276	1,7	6,9	2,3	80	830
Lombardia	1.157.646	38.000	3,3	2,5	0,3	1.350	8.650
Liguria	313.709	12.085	3,9	6,9	-0,4	1.670	1.300
P.A. Bolzano	366.381	9.000	2,5	2,8	2,8	1.000	3.500
P.A. Trento	301.482	2.700	0,9	4,6	4,6	623	3.530
Veneto	1.184.321	21.800	1,8	1,9	0,1	1.575	6.275
Friuli Venezia Giulia	296.110	7.000	2,4	1,7	0,0	800	2.100
Emilia-Romagna	1.189.680	100.559	8,5	8,6	0,8	7.181	67.420
Toscana	961.841	129.000	13,4	13,9	-0,6	18.000	87.000
Umbria	876.651	34.100	3,9	16,8	7,5	2.200	20.000
Marche	537.962	80.000	14,9	12,7	0,0	3.765	38.557
Lazio	780.121	113.890	14,6	18,6	1,4	15.000	76.000
Abruzzo	432.796	30.000	6,9	5,7	-0,4	5.000	15.000
Molise	210.469	18.000	8,6	2,6	-0,4	8.333	6.667
Campania	1.836.256	35.000	1,9	3,8	-1,5	2.285	10.588
Puglia	1.632.881	208.000	12,7	14,2	-1,2	50.000	88.667
Basilicata	680.160	87.310	12,8	9,7	0,0	14.520	22.617
Calabria	1.103.562	239.835	21,7	29,7	4,1	5.106	110.112
Sicilia	2.212.747	417.000	18,8	22,0	1,6	139.650	757.635
Sardegna	1.308.407	78.250	6,0	13,1	0,7	43.000	117.000
Italia	18.613.071	1.689.305	9,1	11,2	0,0	325.138	1.451.448



In defining Rural Development Programmes (RDPs) each Region has assigned a specific role to organic farming, within its own strategy, as in previous programming,

On average, 9.1% of RDP financial resources are intended for financing OF.



APULIA'S RURAL DEVELOPMENT PROGRAMME - EAFRD- 2014-2020

Measure 11 – Organic Farming

Art. 29 Reg. (EU) No 1305/2013

D.A.G. n. 50 of 01/04/2016 - BURP 38/2016



REGIONE
PUGLIA



Sub-measure 11.1 – Support for conversion to organic farming methods = favouring the conversion of areas under conventional or integrated production to organic farming methods.

Commitment period for conversion to organic farming methods: 2-3 years, depending on the crop.

Sub-measure 11.2 – Support for maintaining organic farming practices and methods = payments to maintain organic farming practices and methods in areas that are already fully converted

Commitment period : 5 years



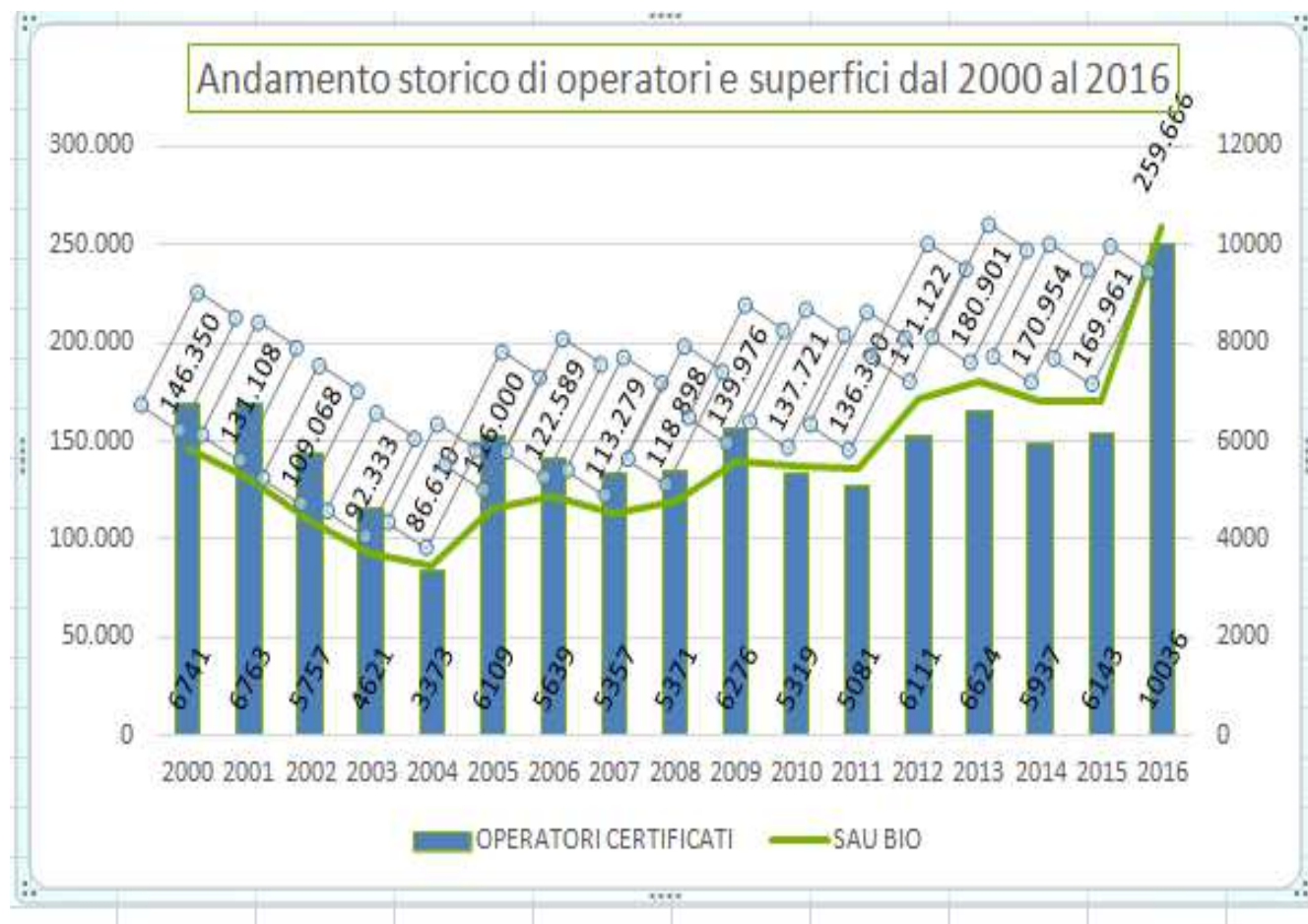
Financial allocation for Measure 11

Misura - Tipo di operazione	Disponibilità totale	Di cui per trascinati
M 11 – Agricoltura Biologica	Totali 207.909,00 Meuro di cui 125,840 Meuro quota FEASR	Totali 90,909 Meuro di cui 55,000 Meuro quota FEASR

Sottomisura	2016 (Meuro)	2017 (Meuro)	2018 (Meuro)	2019 (Meuro)	2020 (Meuro)
11.1	6,00	6,00	6,00	6,00	6,00
11.2	35,60	35,60	35,60	35,60	35,60



The evolution of organic farming in Puglia



(Fonte BIOBANK OPEN PROJECT)



RDP 2014/2020 – Data concerning Measure 11 “Organic farming”

Total operators **8,640**
TOTAL UAA : 202,594 ha



Sub-measure 11.1
Conversion: 4,085 operators
UAA: 74,585 ha



Sub-measure 11.2
Maintenance: 4,555 operators
UAA: 128,009 ha

The Call for Proposals of Measure 11 has resulted in a considerable increase in the number of Apulian organic operators, as compared to 2015:

Operators in 2015 : 6,143
Operators in 2016: 10,036



+ 3.893

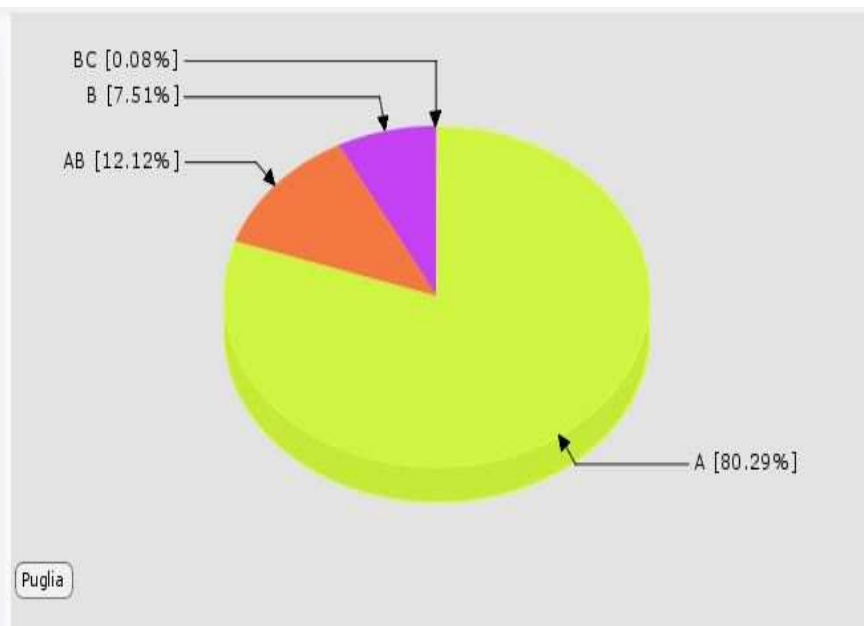
(Fonte BIOBANK OPEN PROJECT)



Organic farming in Puglia

Organic operators per category (%), Puglia 2016

Attività	Tot	%
A Produttore	8.058	80,29
AB Produttore-Preparatore	1.216	12,12
ABC Produttore-Preparatore-Importatore	0	0,00
AC Produttore-Importatore	0	0,00
B Preparatore	754	7,51
BC Preparatore-Importatore	8	0,08
C Importatore	0	0,00
Totale	10.036	100,00



Descrizione coltura	SAU Bio	SAU Conver	SAU Totale
ALTRA SAU	1.054,09	928,37	1.982,46
SAU Agrumi	1.606,51	1.079,48	2.685,99
SAU Altre arboree	7.972,63	4.549,28	12.521,91
SAU Olivo	46.484,43	36.134,09	82.618,52
SAU Prati & Pascoli	13.840,31	12.541,04	26.381,35
SAU seminativi	70.059,32	46.171,44	116.230,76
SAU Vite da tavola	1.584,34	1.359,43	2.943,77
SAU Vite da vino	7.390,95	6.845,31	14.236,26
SAU Vivai	38,56	26,69	65,25
Totale	150.031,14	109.635,13	259.666,27

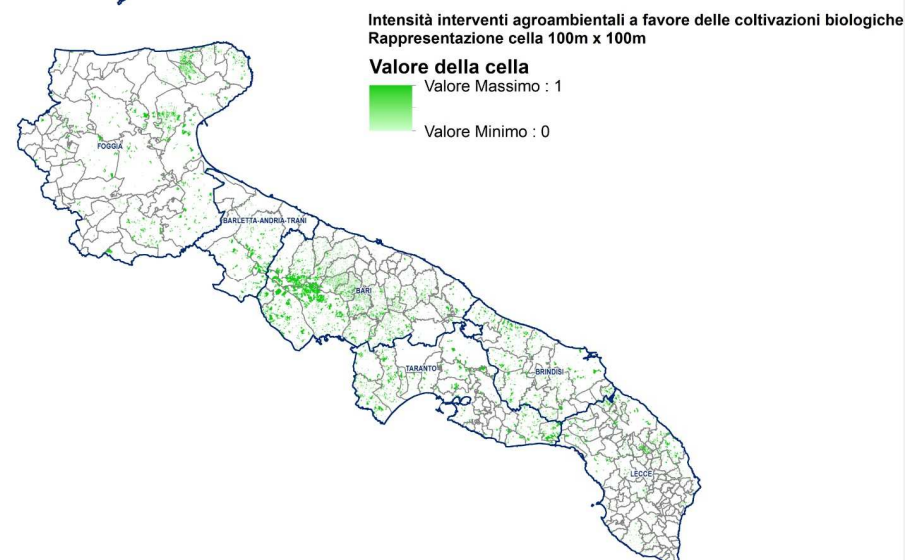
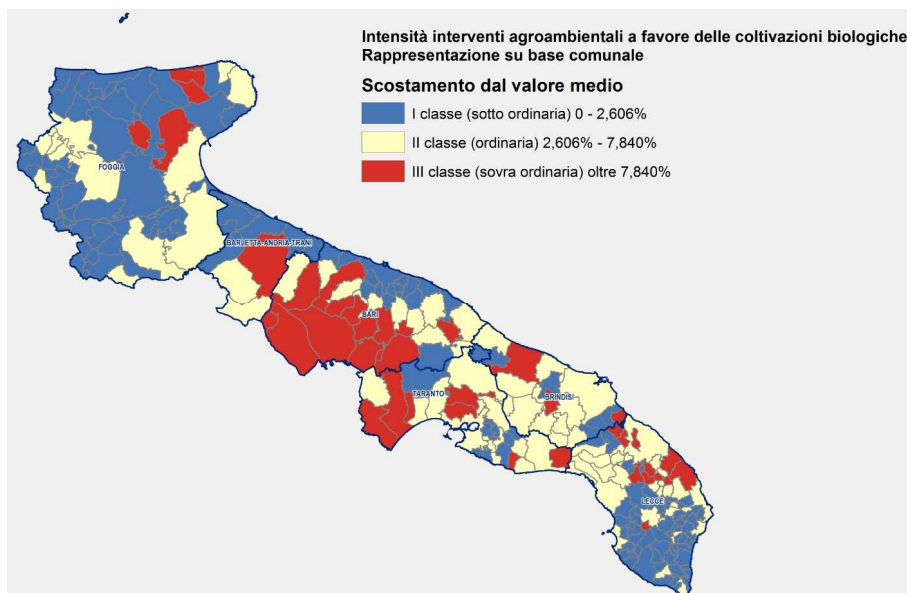
Organic UAA broken down by macrouses (ha), Puglia 2016



Georeferencing of organic areas. Maps of Puglia Region's Geographic Information System



RAPPRESENTAZIONE DEGLI
INDICATORI E ANALISI DEI RISULTATI



Regional Organic Farming Observatory (www.biologicopuglia.it)



The screenshot shows the website's header with a background image of a hand holding a green leaf. On the left is the logo of the Regione Puglia, and on the right is the logo of the Osservatorio Regionale dell'Agricoltura Biologica. Below the header is a navigation menu with buttons for Home, Notifiche on-line, Linee guida, Statistiche, Normativa, and Per i consumatori. A dropdown menu is open on the right, listing the same items. Below the menu, the text reads "Le operazioni da compiere sono due:".

It enables :

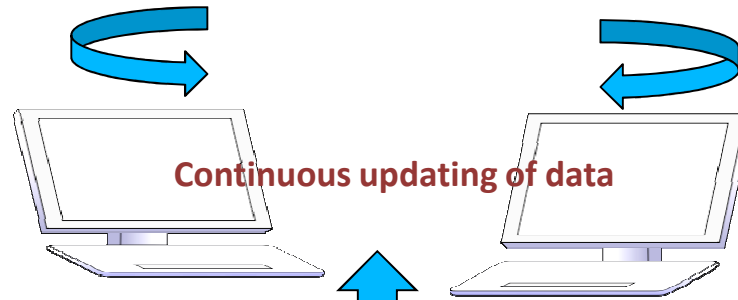
- The notification to be filled in by operators
- Consultation of the control and certification system activity by the Region and the Ministry

FUNCTIONS:

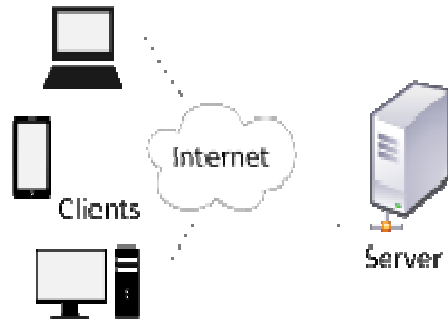
- **Info-desk and management of the organic portal**
- Documentary check
- **Monitoring the sector of regional organic products**
- Studying the national, European and international policies with special emphasis on the Mediterranean area
- **Sending data to the Organic Information System (SIB)**
- Data management and statistics



Reduction of paper-based documents



Digitisation of the hard copy of notification



Setting up a data bank including all Apulian organic farms

- List of organic operators broken down per category (Producers, Preparators, CBs, UAA)
- Sectoral studies
- Historical archive and statistical data processing



The organic operator: what he has to do?

On-line notifications

1. He/She fills in the notification of organic farming activity and undertakes to conduct his/her farm applying organic farming methods

Inserting a notification depends on the existence of the farm dossier (simplified in the case of processors).

Information included in the dossier (general data, land registry parcels, macrouses, etc..) is acquired and constitutes the basis of notification.

2. He/She inserts detailed information on organic farming.
3. He/She issues and prints the notification.



Automated preliminary assessment for RDP



The data concerning the farms, which applied for RDP funding, are imported in the system

Automated checks are carried out on data consistency between RDP – NOTIFICATION with regard to notified parcels and surface areas broken down for each macrouse



Benefits for operators

Administrative transparency, for each step

T = temporary means that the document is BEING PROCESSED;
R = issued means that the document has been completed;
A = acquired (or officially received) means that the document has been filed in the regional records with a given reference number.



The **BARCODE** is unique for each notification filled-in



102011000177



Regione Puglia
Area politiche per lo sviluppo rurale



Notifica attività con metodo biologico

Notifica N°: 2011000177
Data di rilascio:
Protocollo:
Data protocollo:

Spett. Area Politiche per lo Sviluppo Rurale
Servizio Agricoltura
Ufficio Osservatorio Fitosanitario
Lungomare N. Sauro, 45/47 70121 Bari

Per i consumatori

- Home
- > Notifiche on-line
- Linee guida
- Statistiche
- Normativa
- Per i consumatori

Anomalies in the submission of documents

Proxy, notification or termination without **BARCODE** are not accepted



Regione Puglia
Area politiche per lo sviluppo rurale



Notifica attività con metodo biologico
[STAMPA NON VALIDA PER LA PRESENTAZIONE]



Operators with organic food stores

The screenshot shows the 'WebGIS Punti Vendita' website in Mozilla Firefox. The page title is 'Punti vendita dei prodotti bio'. A filter menu is open, showing various product categories with checkboxes. Below the filter menu is a table with columns for 'Denominazione', 'Indirizzo', and 'Recapiti'.

Denominazione	Indirizzo	Recapiti
Agriturismo Amicizia	Km. 3, s. p. 23 72722 CASSANO DELLE MURGE (BA)	tel: 080763393 fax: 080763556 mail: info@amicizia.it web: www.amicizia.it
Pantaleo Agricoltura	C. DA FASCIANELLO 19142 Fasano (BR)	tel: fax: mail: web: http://www.pantaleoagricoltura.it

All operators who have indicated, in their notification, activities relating to the sale of organic products, may fill-in the marketing section.

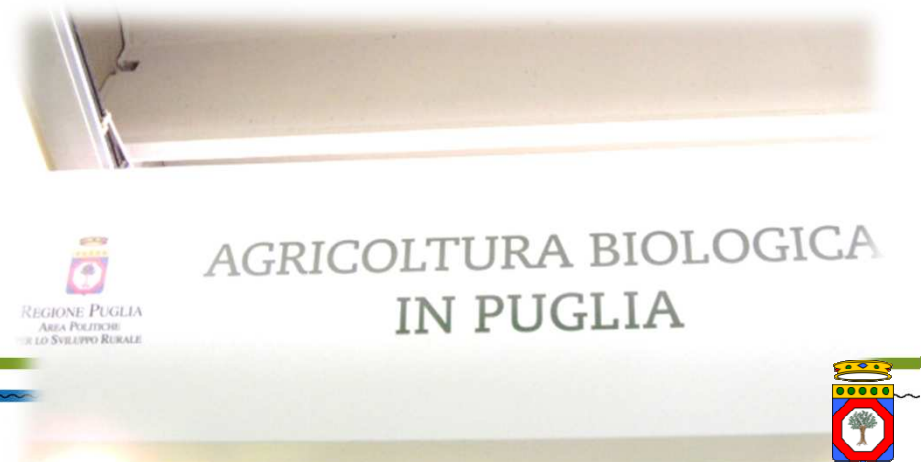

Identification of farms

Each operator provides additional information about the sale: localization of the point of sale, opening hours, products sold, etc...

The screenshot shows the 'WebGIS Punti Vendita' website in Windows Internet Explorer. The page title is 'Punti vendita dei prodotti bio'. A map of the Puglia region in Italy is displayed, with a red pin indicating the location of a farm. The map includes a scale bar for 100 km and coordinates (17.29207, 40.38317). The website header and navigation menu are visible at the top.

Organic food Communication

- Promoting organic products among citizens/consumers
- Technical information
- Dissemination activities in schools
- Collective catering




BIOLOGICOPUGLIA



Dissemination activities in schools

Lessons on nutrition and healthy eating with nutritionists



BIOLOGICOPUGLIA

Organic farming as a way of protecting resources



Meetings with the School Canteen Committees




Seminar to compare conventional and organic foods



Activities for schools, aimed to disseminate knowledge of organic food to pupils and their families (information initiatives, farm visits)






linee guida di coltivazione biologica
pomodoro da mensa




linee guida di coltivazione biologica
vite per uva da tavola



linee guida di coltivazione biologica
vite per uva da vino



linee guida di coltivazione biologica
olivo



linee guida di coltivazione biologica
grano duro

**Information on legislation,
inputs and farming
techniques for organic
production**





Fondo Europeo Agricolo per lo Sviluppo Rurale
L'Unione Investe nelle zone rurali



REGIONE
PUGLIA



Thank you for your attention



Luigi Trotta
REGIONE PUGLIA – Sezione Competitività delle filiere agroalimentari
l.trotta@regione.puglia.it